

## DESIGN / CONSTRUCTION

Overwatch Body	304L SS
External Hardware	304L SS
Gaskets	Buna-N
Motor Body	Cast Iron
Shaft Seal	Single Mechanical Seal
Impeller	200mm DIPCUT® Impeller Standard (Vortex or Channel optional)
Maximum Solid Size $\phi$	3.0" (80mm)

## MOTOR SPECIFICATIONS

Motor Design	4-Pole, 3-Phase Squirrel-Cage Motor 50Hz/60Hz
Motor Type	TEFC, IP67
Insulation Class	Class F
Motor Protection	Protected by VFD
Service Factor	1.15
Maximum Ambient Temp.	104°F (40°C)
Voltage Tolerance	±10%



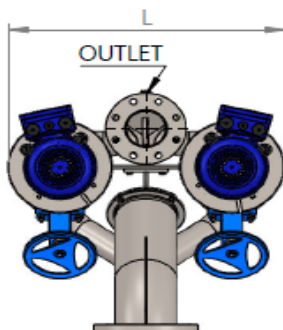
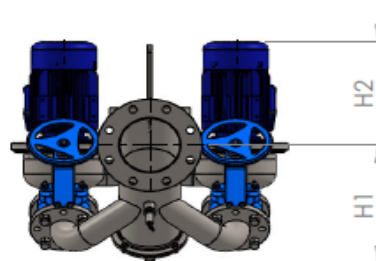
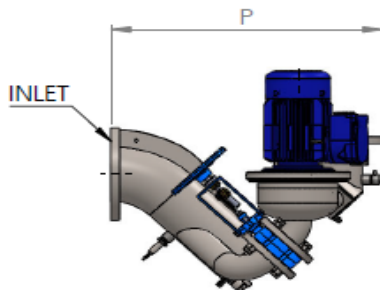
## MOTOR DATA

Rated Power	230V FLA	460V FLA	575V FLA	Weight *
5.5kW / 7.4HP	21.6	10.8	8.6	419lb (190kg)
7.5kW / 10.1HP	29	14.5	11.6	520lb (236kg)

## DIMENSIONS (largest motor)

Inlet	6" ANSI 150#
Outlet	4" ANSI 150#
H1	14.7" (374mm)
H2	17.5" (445mm)
L	33.6" (854mm)
P	29.5" (750mm)

\* Total weight of unit



## DESIGN / CONSTRUCTION

Overwatch Body	304L SS
External Hardware	304L SS
Gaskets	Buna-N
Motor Body	Cast Iron
Shaft Seal	Single Mechanical Seal
Impeller	165mm DIPCUT® Impeller Standard (Vortex or Channel optional)
Maximum Solid Size $\varnothing$	3.0" (80mm)

## MOTOR SPECIFICATIONS

Motor Design	2-Pole, 3-Phase Squirrel-Cage Motor 50Hz/60Hz
Motor Type	TEFC, IP67
Insulation Class	Class F
Motor Protection	Protected by VFD
Service Factor	1.15
Maximum Ambient Temp.	104°F (40°C)
Voltage Tolerance	±10%



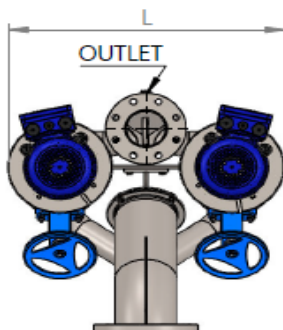
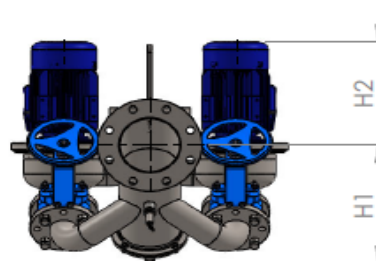
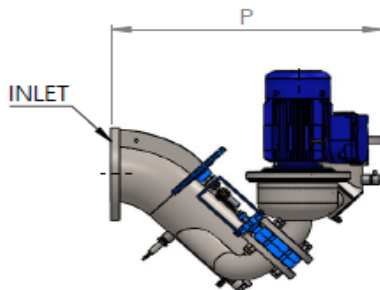
## MOTOR DATA

Rated Power	230V FLA	460V FLA	575V FLA	Weight *
7.5kW / 10.1HP	28.2	14.1	11.3	423lb (192kg)
11kW / 14.8HP	41.2	20.6	16.5	569lb (258kg)
15kW / 20.1HP	53	26.5	21.2	763lb (346kg)

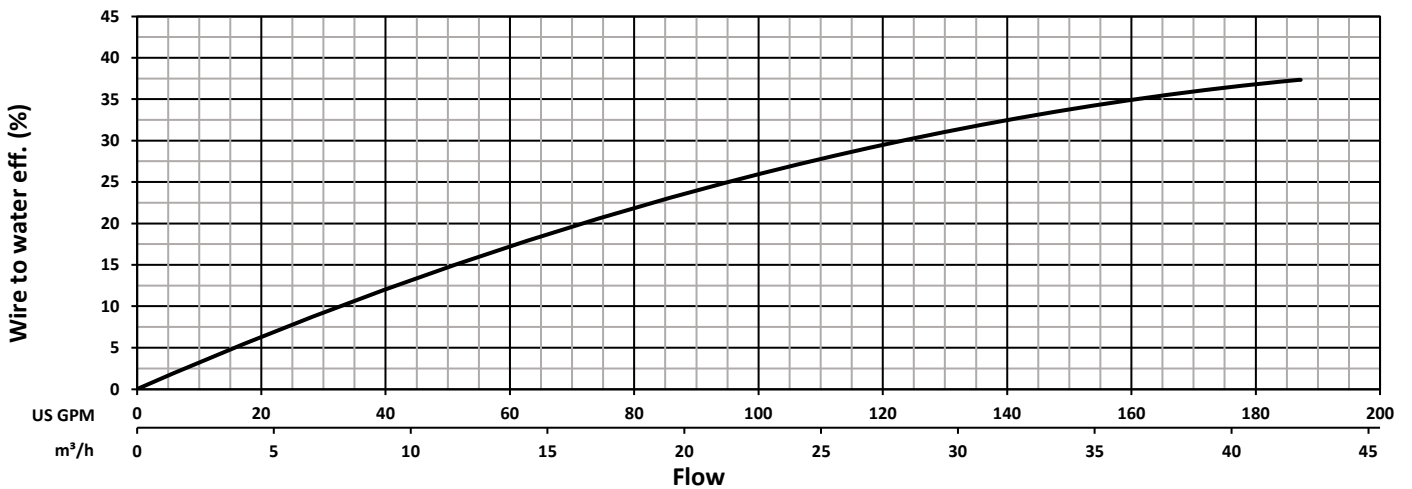
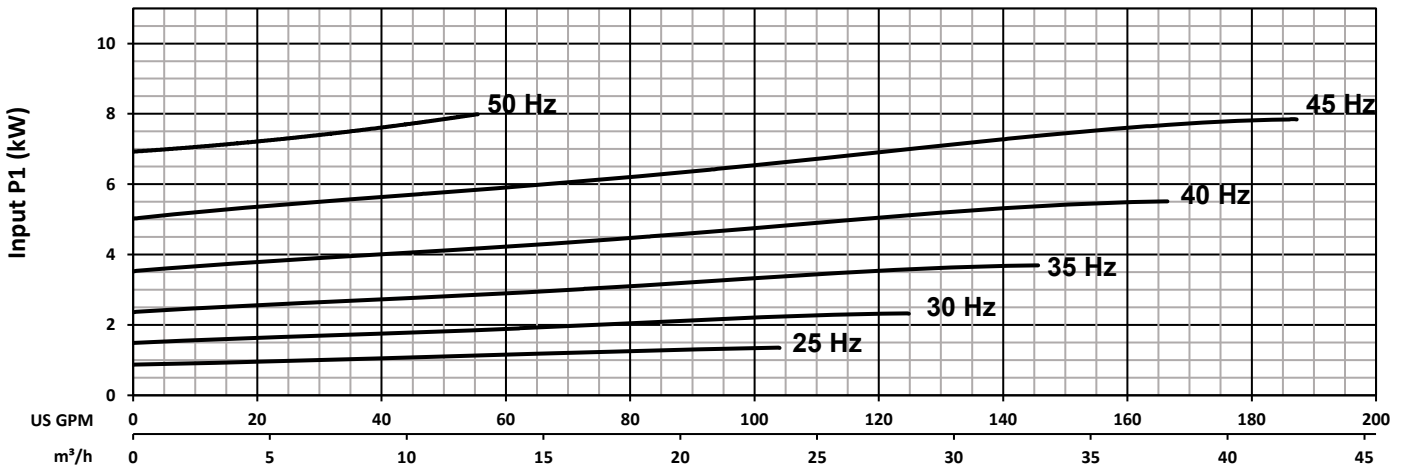
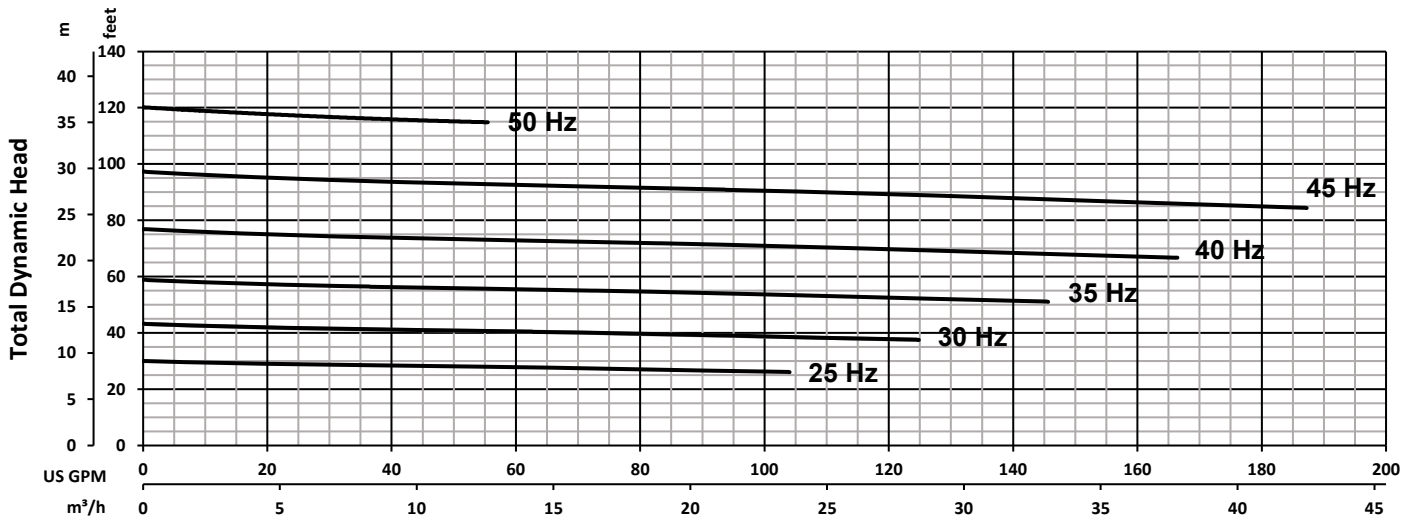
## DIMENSIONS (largest motor)


Inlet	6" ANSI 150#
Outlet	4" ANSI 150#
H1	14.7" (374mm)
H2	17.5" (445mm)
L	33.6" (854mm)
P	29.5" (750mm)

\* Total weight of unit

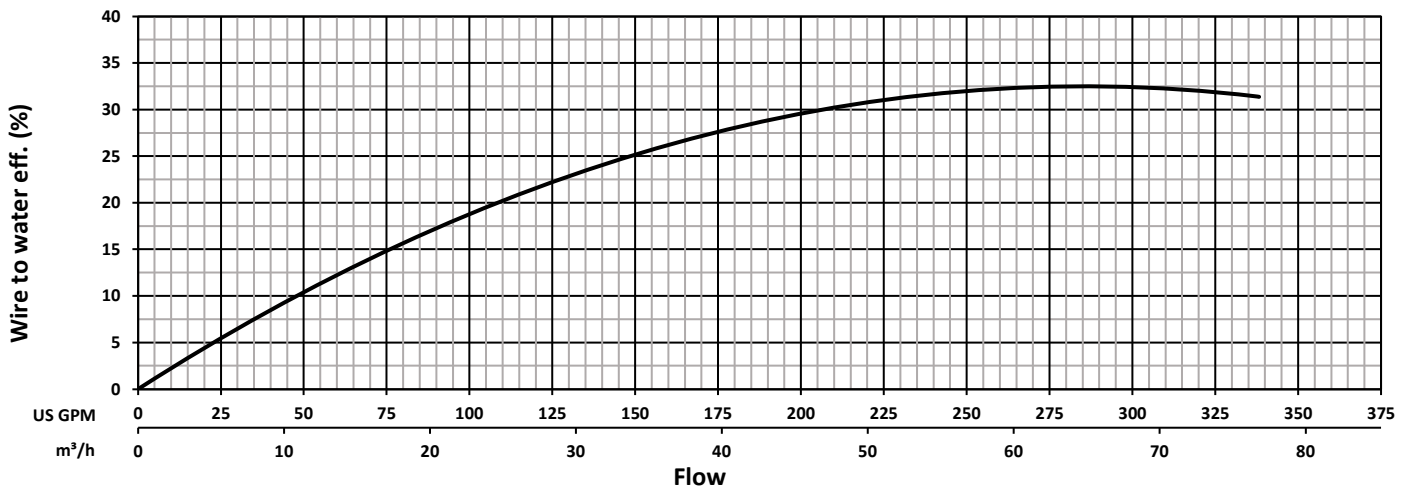
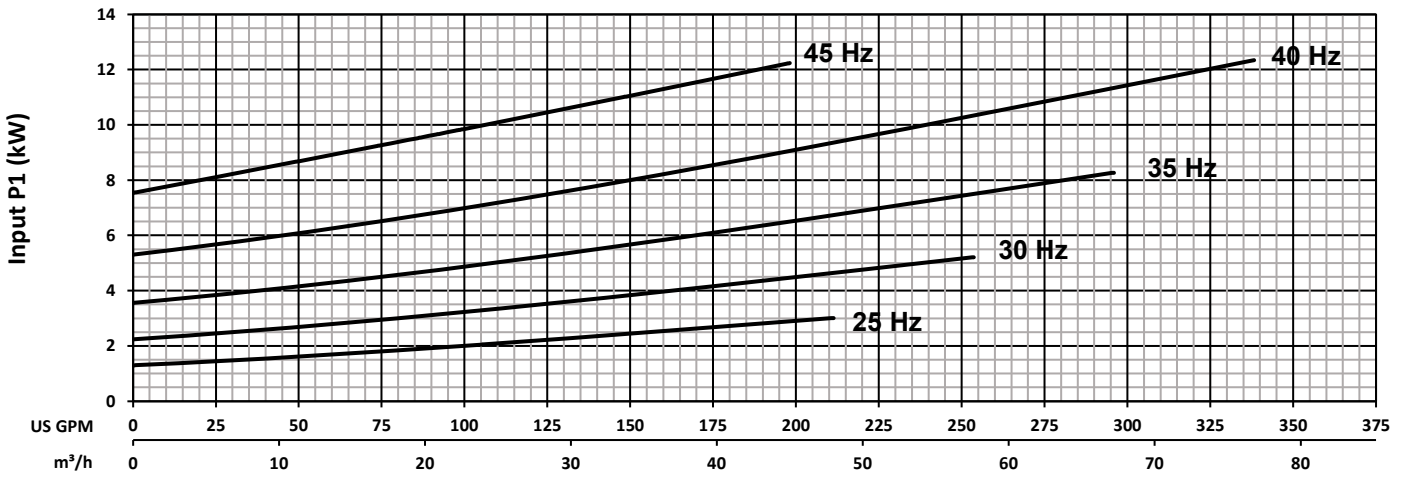
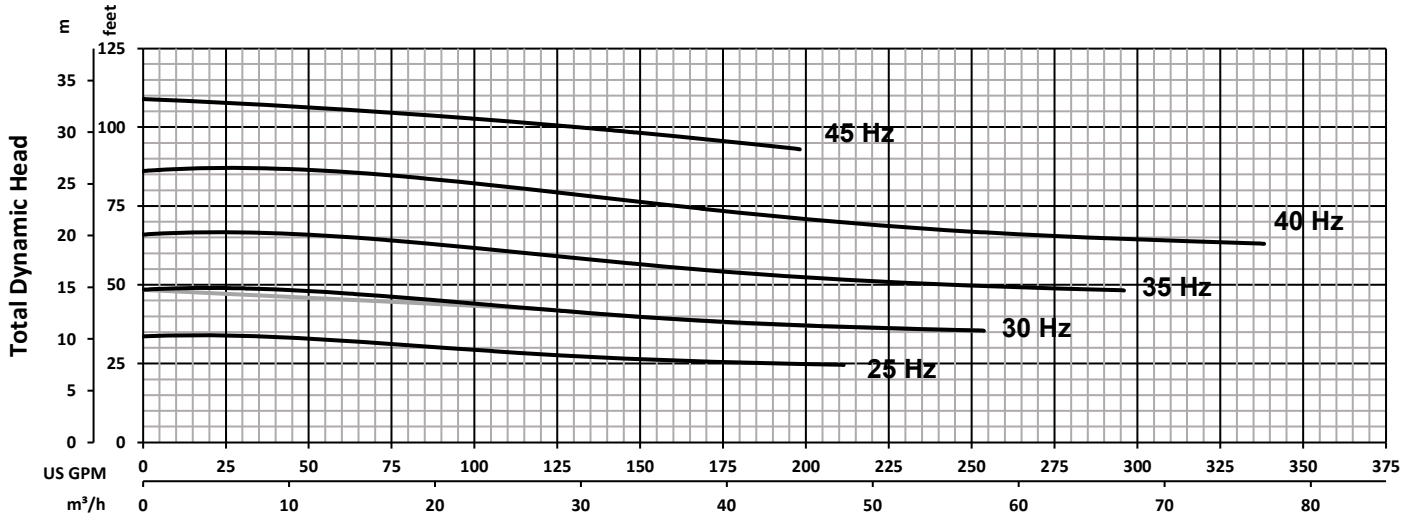



# PERFORMANCE CURVE OW61-2VV 7.5kW



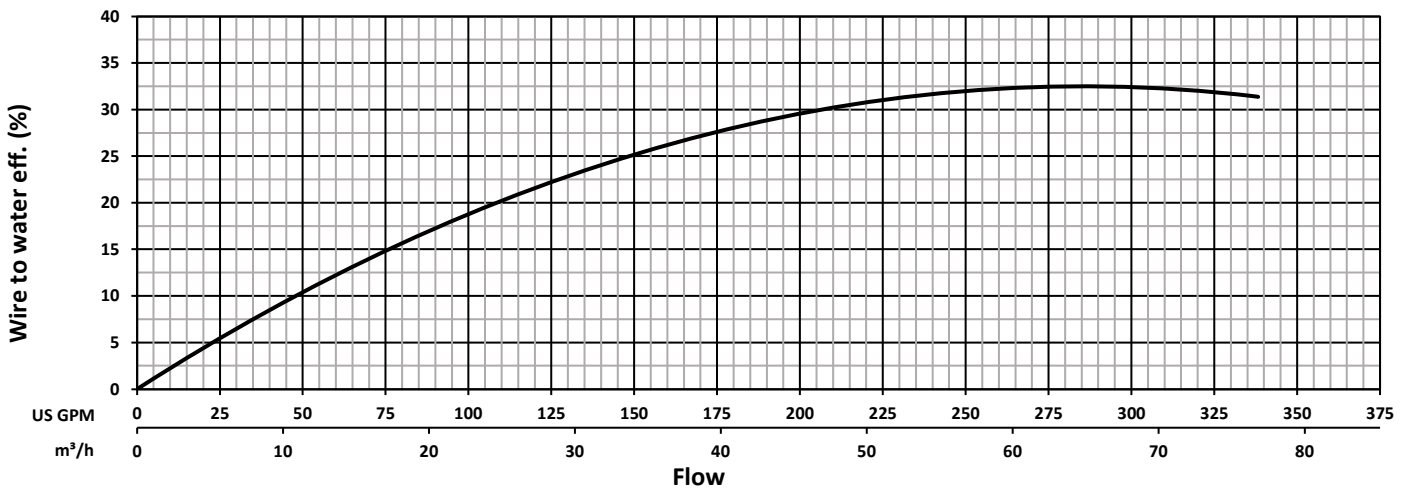
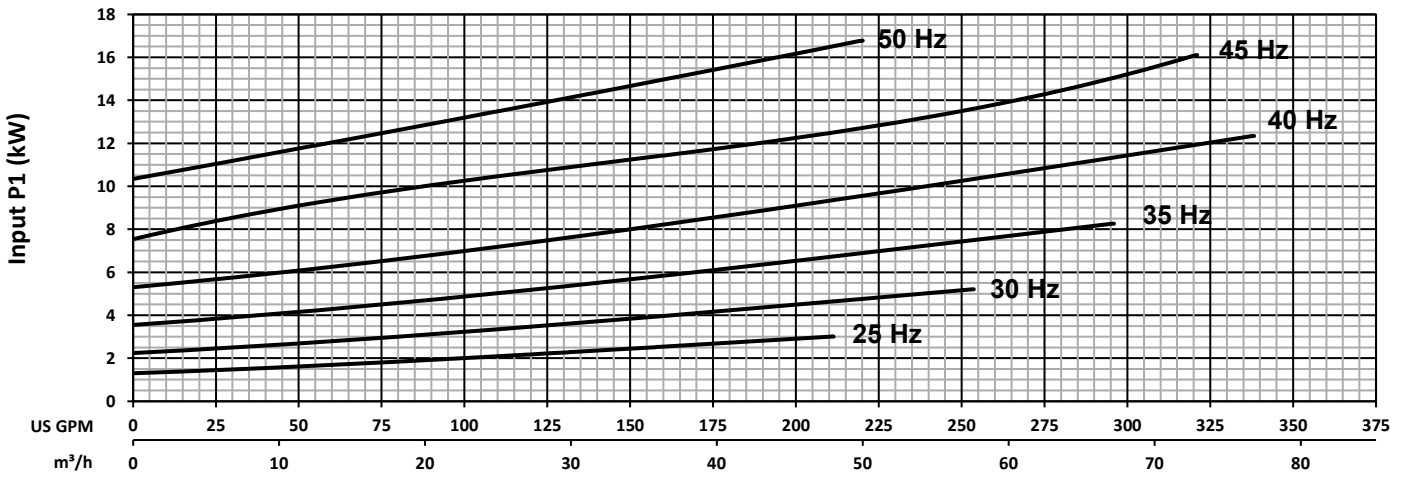
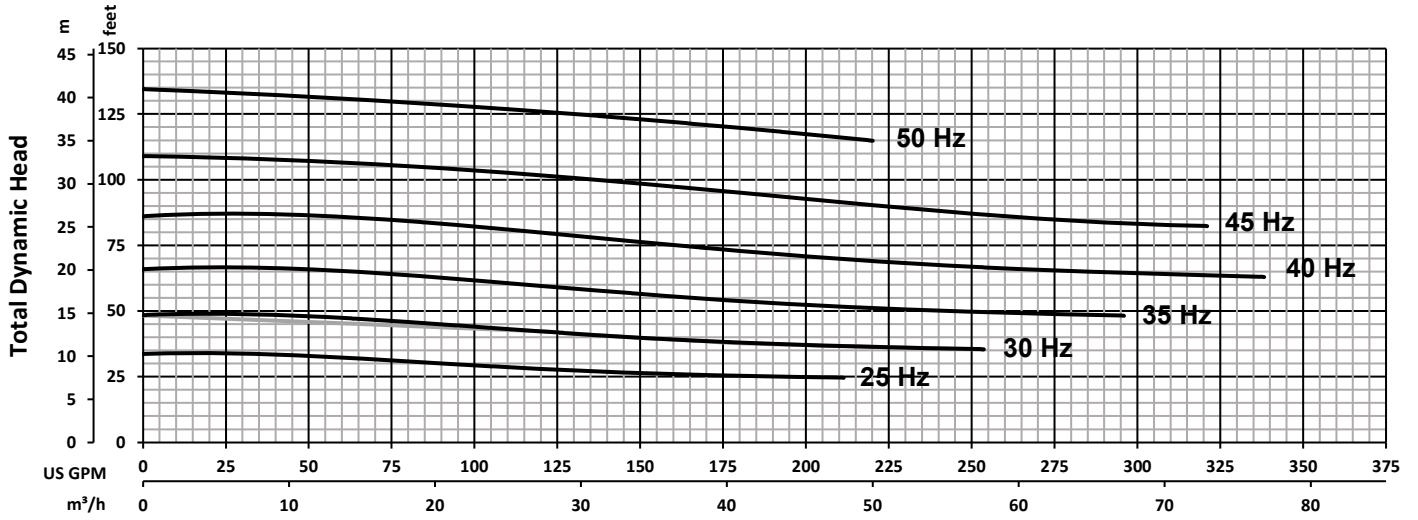
 <b>INDUSTRIAL FLOW SOLUTIONS</b>	<b>PERFORMANCE CURVE</b>			<b>DS-A50-014</b>	
	Tested with clean water Test Standard : HI 11.6 Gr 3B	<b>Model</b>	<b>OW61-2VV 7.5kW</b>		<b>Rev</b> --
		<b>Motor</b>	7.5kW / 10.1HP	<b>Poles</b> 2	<b>Date</b> 2/27/2020
		<b>Impeller Ø</b>	165mm	Specifications subject to change without notice	


# PERFORMANCE CURVE OW61-2VV 11.0kW



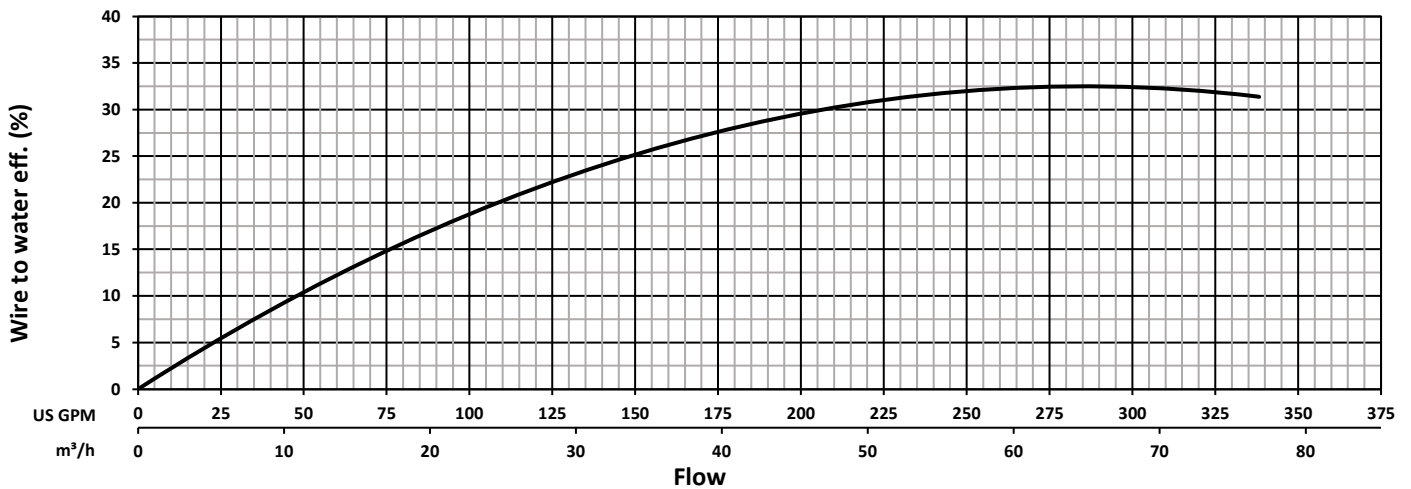
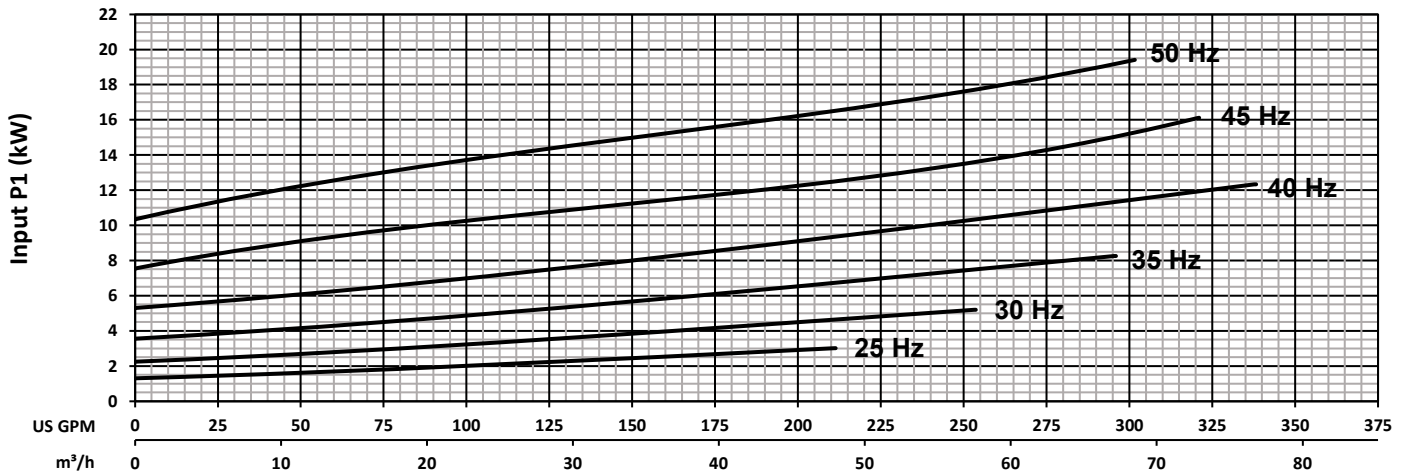
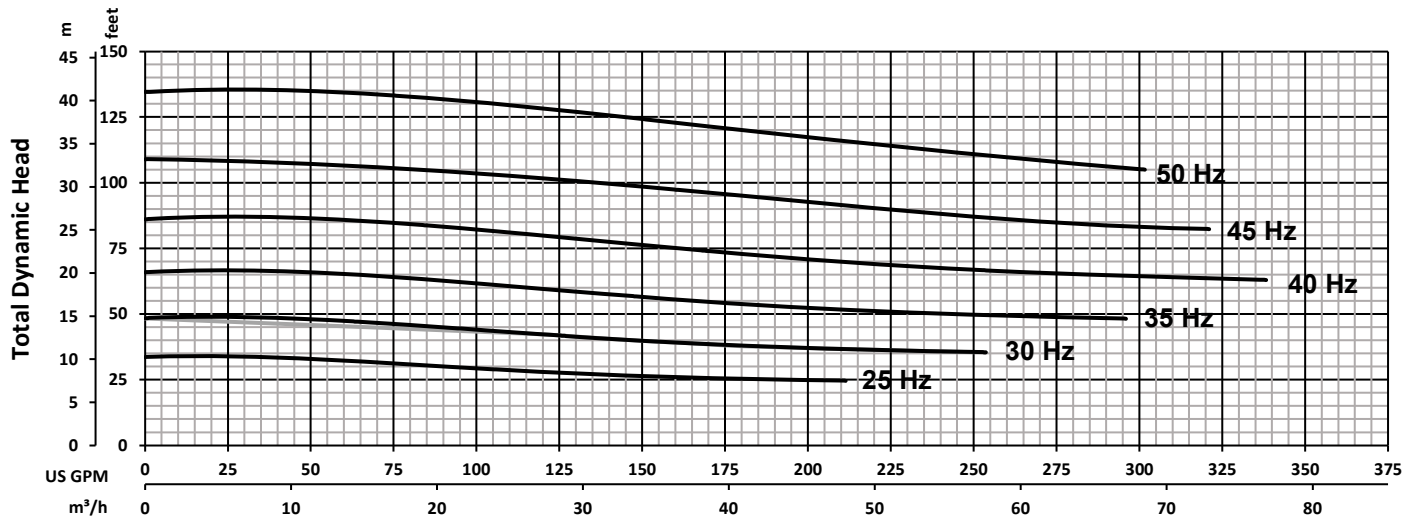
 <b>INDUSTRIAL FLOW SOLUTIONS</b>	<b>PERFORMANCE CURVE</b>			<b>DS-A50-015</b>	
	Tested with clean water Test Standard : HI 11.6 Gr 3B		<b>Model</b>	<b>OW61-2VV 11.0kW</b>	
			<b>Motor</b>	11kW / 14.8HP	<b>Poles</b>
			<b>Impeller Ø</b>	165mm	


# PERFORMANCE CURVE OW61-2VV 15.0kW



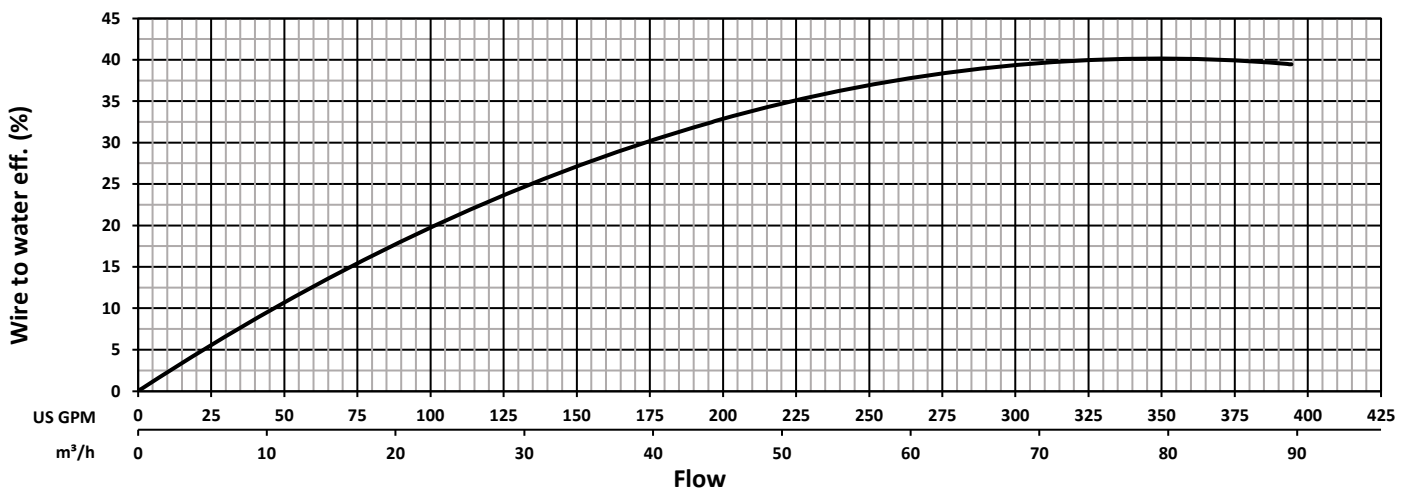
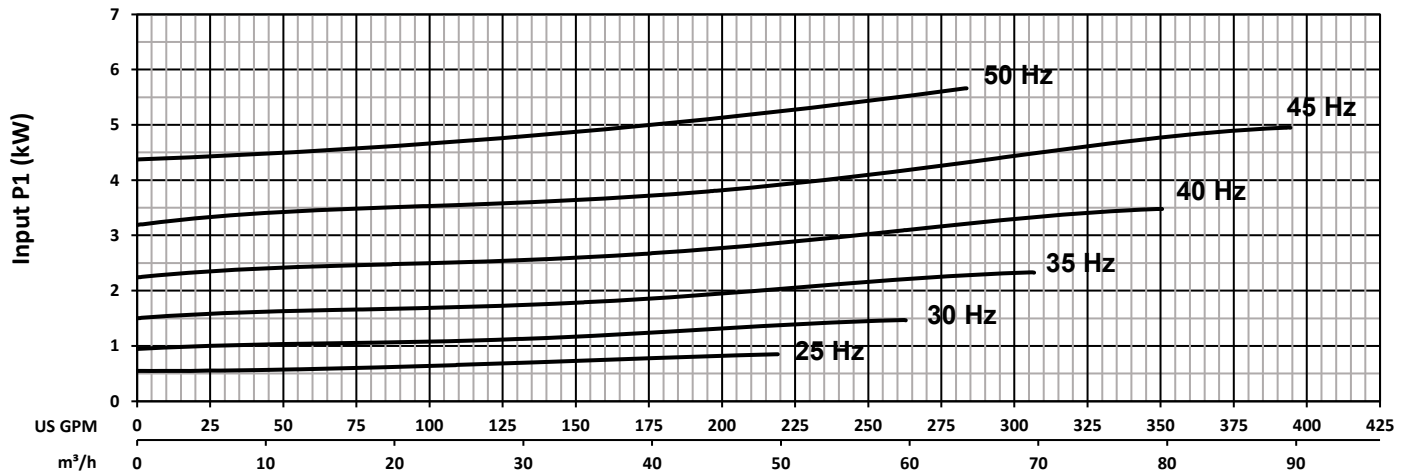
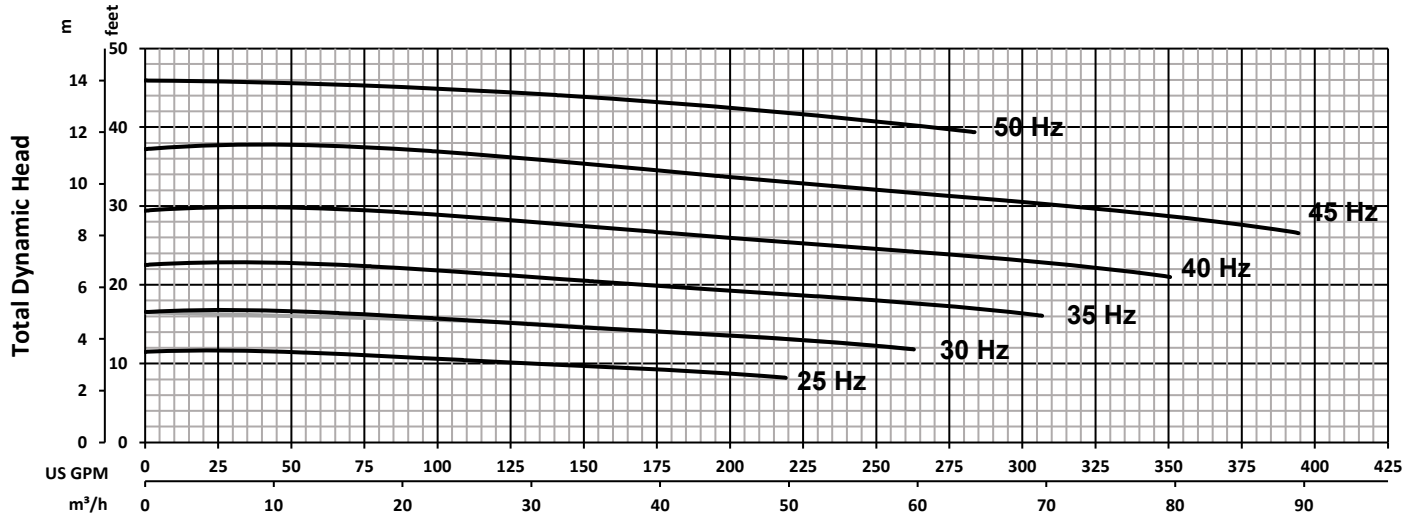
 <b>INDUSTRIAL FLOW SOLUTIONS</b>	<b>PERFORMANCE CURVE</b>			<b>DS-A50-016</b>
	Tested with clean water Test Standard : HI 11.6 Gr 3B		<b>Model</b> <b>OW61-2VV 15.0kW</b>	Rev --
			<b>Motor</b> 15kW / 20.1HP	<b>Poles</b> 2
			<b>Impeller Ø</b> 165mm	<b>Date</b> 2/27/2020
Specifications subject to change without notice				


# PERFORMANCE CURVE OW61-2VV 18.5kW



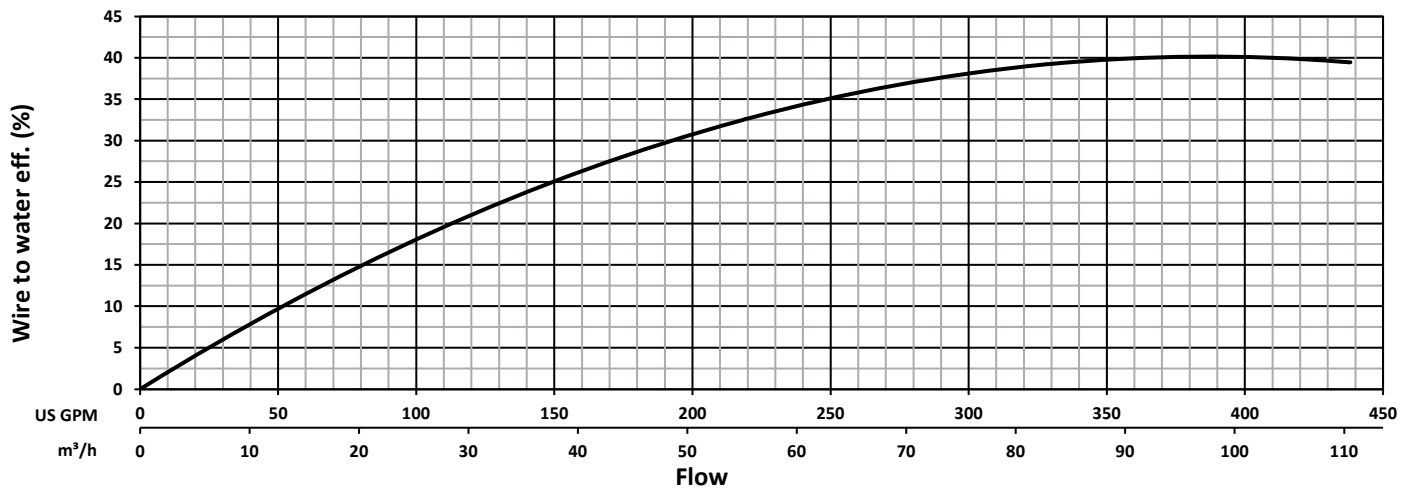
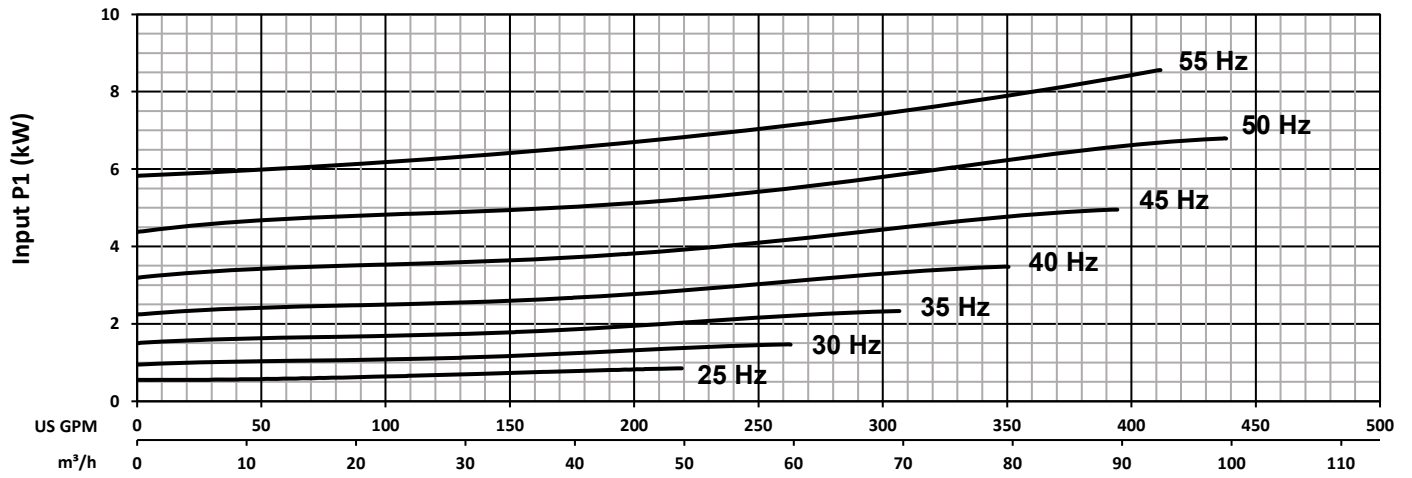
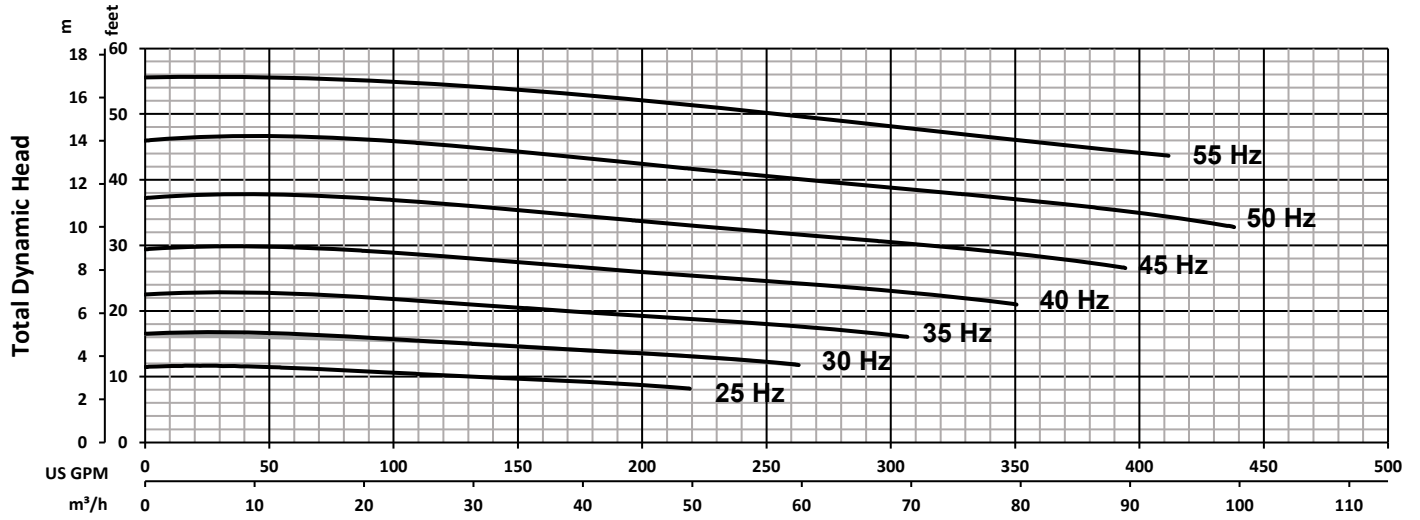
 <b>INDUSTRIAL FLOW SOLUTIONS</b>	<b>PERFORMANCE CURVE</b>			<b>DS-A50-073</b>			
	Tested with clean water Test Standard : HI 11.6 Gr 3B		<b>Model</b>	<b>OW61-2VV 18.5kW</b>		<b>Rev</b>	--
			<b>Motor</b>	18.5kW / 24.8HP	<b>Poles</b>	2	<b>Date</b>
	<b>Impeller Ø</b>	165x40x20 165mm		Specifications subject to change without notice			


# PERFORMANCE CURVE OW61-4VV 5.5kW



 <b>INDUSTRIAL FLOW SOLUTIONS</b>	<b>PERFORMANCE CURVE</b>			<b>DS-A50-017</b>			
	Tested with clean water Test Standard : HI 11.6 Gr 3B	<b>Model</b>	<b>OW61-4VV 5.5kW</b>		<b>Rev</b>	--	
		<b>Motor</b>	5.5kW / 7.4HP	<b>Poles</b>	4	<b>Date</b>	2/27/2020
		<b>Impeller Ø</b>	200mm		Specifications subject to change without notice		

# PERFORMANCE CURVE OW61-4VV 7.5kW



 <b>INDUSTRIAL FLOW SOLUTIONS</b>	<b>PERFORMANCE CURVE</b>			<b>DS-A50-018</b>	
	Tested with clean water Test Standard : HI 11.6 Gr 3B	<b>Model</b>	<b>OW61-4VV 7.5kW</b>		<b>Rev</b> --
		<b>Motor</b>	7.5kW / 10.1HP	<b>Poles</b> 4	<b>Date</b> 2/27/2020
		<b>Impeller Ø</b>	200mm	Specifications subject to change without notice	